

2015 FINANCIAL SUMMARY

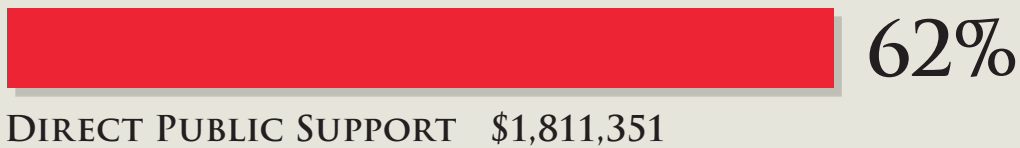
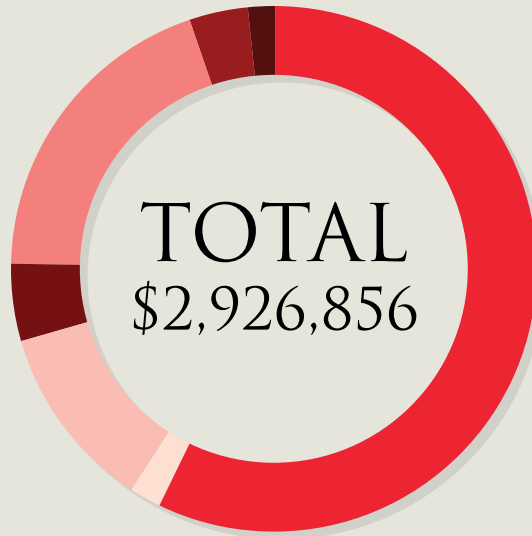
This summary represents a combination of data from the Audited Financial Statements of the six (6) separate Salvation Army corporations in the United States: National Headquarters (New Jersey corporation authorized to do business in Virginia), The Salvation Army World Service Office [SAWSO] (District of Columbia corporation authorized to do business in Virginia), Central Territory (Illinois corporation), Eastern Territory (New York corporation), Southern Territory (Georgia corporation), and Western Territory (California corporation).

The four territories comprise seven thousand five hundred and fifty-one (7,551) units of operation throughout the United States, including Puerto Rico, Guam, the Republic of the Marshall Islands, and the Federated States of Micronesia. The National Corporation and the World Service Office serve an essential role in helping the territories fulfill their mission. Inter-corporation transactions have been eliminated for presentation purposes.

The Salvation Army has successfully rendered service in America since 1880 by maintaining conservative financial policies, enabling us to meet human needs without discrimination. Doing the most good by reaching out to those in need in your community is our highest goal. Our pledge is to maintain the highest standards of financial accountability to continue to deserve your trust.


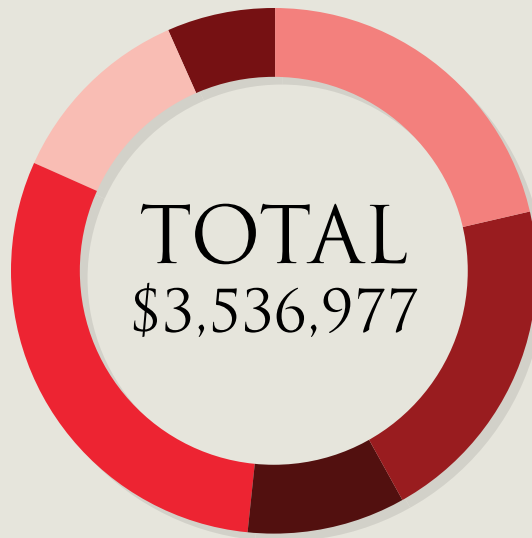
REVENUE

**Numbers represented in thousands*




EXPENSES

**Numbers represented in thousands*




OTHER SOCIAL SERVICES \$1,056,074



CORPS COMMUNITY CENTER \$758,260



REHABILITATION \$727,540



MANAGEMENT & GENERAL \$415,216



RESIDENTIAL & INSTITUTIONAL \$351,337



FUNDRAISING \$228,550

STATISTICAL HIGHLIGHTS

CENTERS OF OPERATION

Corps	1,208
Outposts and Service Centers	182
Rehabilitation Centers	141
Thrift Shops	1,237
Community Centers, Boys/Girls Club	322
Child Day-Care Centers	94
Adult Day-Care Centers	14
Senior Citizen Centers	275
Group Homes/Temp Housing	555
Permanent Residences	89
Medical Facilities	21
Service Units	2,860
Camps	45
Divisions	40
Training Colleges	4
Other	464
TOTAL Centers of Operations	7,551

PEOPLE SERVED

Basic Social Services	15,067,942
Holiday Assistance	3,283,761
Summer & Day Camps	234,557
Disaster Assistance	272,031
Persons Visited in Institutions	1,812,117
Job Referrals	51,641
Correctional Services	303,648
Community Centers Participants	1,427,838
Day Care	38,212
Senior Citizens	916,578
Substance Abuse	128,635
Medical Care	15,587
Institutional Care	666,052
Missing Persons	34,794
Transportation Provided	1,242,754
TOTAL Persons Assisted	25,496,147

PERSONNEL

Officers/Lieutenants/Auxiliary Cpts	3,559
Cadets	380
Soldiers	109,570
Members	412,677
Employees	65,469
Volunteers	3,226,268
Advisory Organization Members	58,104

SERVICES

Meals Served	56,261,144
Lodgings Supplied	10,269,752
Welfare Orders - Cash Grants	7,597,349
Tangible Items Distributed- Clothes, Furniture, Gifts	18,063,272

GROUP MEETING ATTENDANCE

Outdoor Meetings	389,585
Sunday School	1,965,847
Sunday Meetings	4,633,801
Weekday Public Meetings	1,899,986
Soldier Development	554,419
Group Activities	8,136,193
Music Organizations	1,130,654
Other	6,489,225
TOTAL Group Meeting Attendance	25,199,710

THE SALVATION ARMY - USA
UNAUDITED COMBINED STATEMENT OF FINANCIAL POSITION

For the year ended September 30, 2015

(Dollars in thousands)

ASSETS	2015
Cash and cash equivalents	\$351,630
Collateral received under securities lending	45,075
Accounts receivable	104,429
Legacies and bequests receivable	704,259
Pledges receivable	60,556
Inventory	42,987
Prepaid expenses and deferred charges	31,496
Mortgages and notes receivable	131,001
Investments	7,132,973
Assets held under split-interest agreements	1,001,430
Land, building, improvements & equipment	5,144,392
Other assets	7,564
Total Assets	\$14,757,792

LIABILITIES & NET ASSETS

Total Liabilities	\$4,485,768
NET ASSETS:	
Unrestricted:	
Available for operations	319,048
Designated for capital & specific program expenditures	1,378,879
Land, building & equipment	4,456,908
Total Unrestricted	6,154,835
Temporarily restricted	1,548,179
Permanently restricted	2,569,010
Total Net Assets	10,272,024
TOTAL LIABILITIES & NET ASSETS	\$14,757,792

THE SALVATION ARMY - USA

UNAUDITED COMBINED STATEMENT OF ACTIVITIES

For the year ended September 30, 2015

(Dollars in thousands)

REVENUE	2015
PUBLIC SUPPORT:	
Received Directly:	
Contributions	\$846,790
Donations-in-kind and contributed services	564,878
Special events	23,397
Legacies and bequests income	313,366
Pledges revenue	29,845
Contributions from split-interest agreements	62,100
Change in value of split-interest agreements	(29,025)
Total Received Directly	1,811,351
Received indirectly by federated campaigns	64,120
Total Public Support	1,875,471
Fees and grants from government agencies	352,445
Program service fees	152,525
Sales to the public	611,233
Investment earnings	(114,727)
Other revenue	49,909
TOTAL REVENUE	\$2,926,856
 EXPENSES	
PROGRAM SERVICES:	
Corps community centers	\$758,260
Rehabilitation	727,540
Residential and institutional services	351,337
Other social services	1,056,074
Total Program Services	2,893,211
 SUPPORTING SERVICES:	
Management and general	415,216
Fund raising	228,550
Total Supporting Services	643,766
TOTAL EXPENSES	3,536,977
Other changes in net assets	(278,060)
CHANGE IN NET ASSETS	\$(888,181)